




M. GERLA
Evaluation of Instruction Program Report
 18W: COM SCI 219 LEC 1: CMP SYST MDLNG ANLY
 No. of responses = 4
 Enrollment = 7
 Response Rate = 57.14%


Survey Results

1. Background Information:

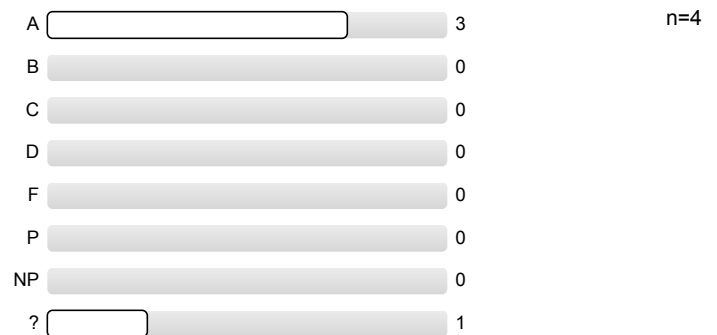
1.1) Year in School:




1.2) UCLA GPA:



1.3) Expected Grade:



1.4) What requirements does this course fulfill?



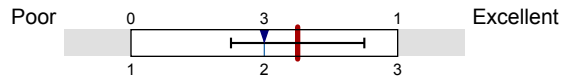
2. To What Extent Do You Feel That:

2.1)	Instructor Concern - The instructor was concerned about student learning.	Very Low or Never	0 0 0 0 0 0 1 2 1 1 2 3 4 5 6 7 8 9	Very High or Always	n=4 av.=8 md=8 dev.=0.82
2.2)	Organization - Class presentations were well prepared and organized.	Very Low or Never	0 0 0 0 0 0 0 2 2 1 2 3 4 5 6 7 8 9	Very High or Always	n=4 av.=8.5 md=8.5 dev.=0.58
2.3)	Interaction - Students felt welcome in seeking help in or outside of the class.	Very Low or Never	0 0 0 0 0 0 2 1 1 1 2 3 4 5 6 7 8 9	Very High or Always	n=4 av.=7.75 md=7.5 dev.=0.96
2.4)	Communication Skills - The instructor had good communication skills.	Very Low or Never	0 0 0 0 0 0 0 2 2 1 2 3 4 5 6 7 8 9	Very High or Always	n=4 av.=8.5 md=8.5 dev.=0.58
2.5)	Value - You have learned something you consider valuable.	Very Low or Never	0 0 0 0 0 1 0 2 1 1 2 3 4 5 6 7 8 9	Very High or Always	n=4 av.=7.75 md=8 dev.=1.26
2.6)	Overall - Your overall rating of the instructor.	Very Low or Never	0 0 0 0 0 0 1 2 1 1 2 3 4 5 6 7 8 9	Very High or Always	n=4 av.=8 md=8 dev.=0.82
2.7)	Overall - Your overall rating of the course.	Very Low or Never	0 0 0 0 0 1 1 1 1 1 2 3 4 5 6 7 8 9	Very High or Always	n=4 av.=7.5 md=7.5 dev.=1.29

3. Your View of Course Characteristics:

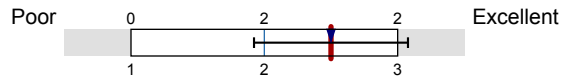
3.1)	Subject interest before course	Low	1 0 3 1 2 3	High	n=4 av.=2.5 md=3 dev.=1
3.2)	Subject interest after course	Low	0 1 3 1 2 3	High	n=4 av.=2.75 md=3 dev.=0.5
3.3)	Mastery of course material	Low	0 2 2 1 2 3	High	n=4 av.=2.5 md=2.5 dev.=0.58
3.4)	Difficulty (relative to other courses)	Low	0 2 2 1 2 3	High	n=4 av.=2.5 md=2.5 dev.=0.58
3.5)	Workload/pace was	Too Slow	0 4 0 1 2 3	Too Much	n=4 av.=2 md=2 dev.=0
3.6)	Texts, required readings	Poor	0 2 2 1 2 3	Excellent	n=4 av.=2.5 md=2.5 dev.=0.58

3.7) Homework assignments



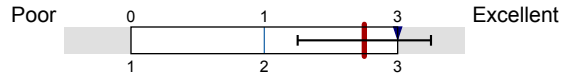
n=4
 av.=2.25
 md=2
 dev.=0.5

3.8) Graded materials, examinations



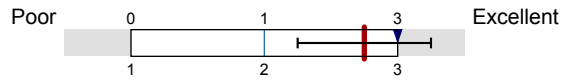
n=4
 av.=2.5
 md=2.5
 dev.=0.58

3.9) Lecture presentations



n=4
 av.=2.75
 md=3
 dev.=0.5

3.10) Class discussions



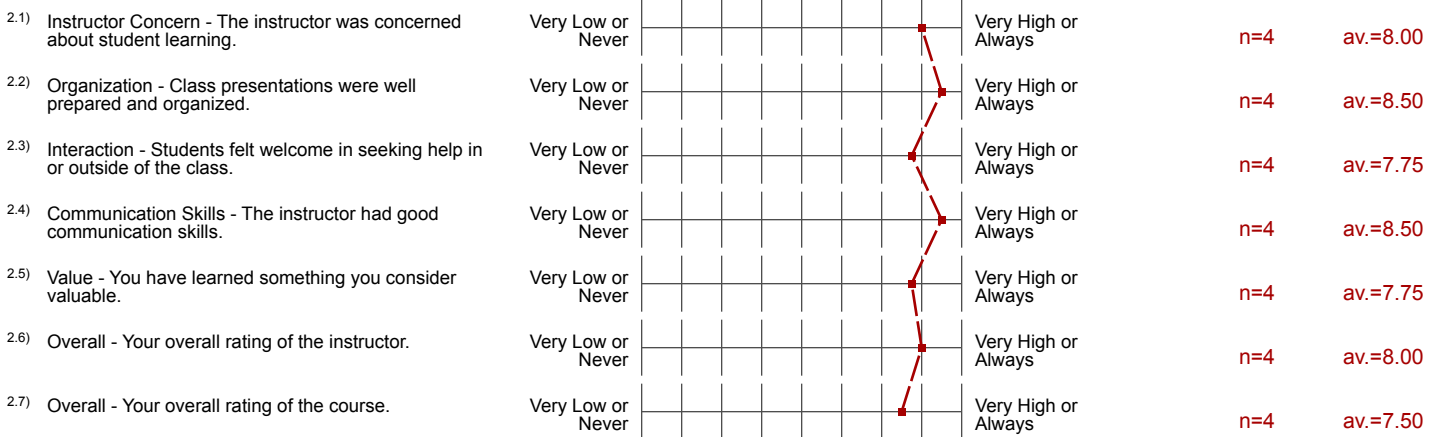
n=4
 av.=2.75
 md=3
 dev.=0.5

Profile

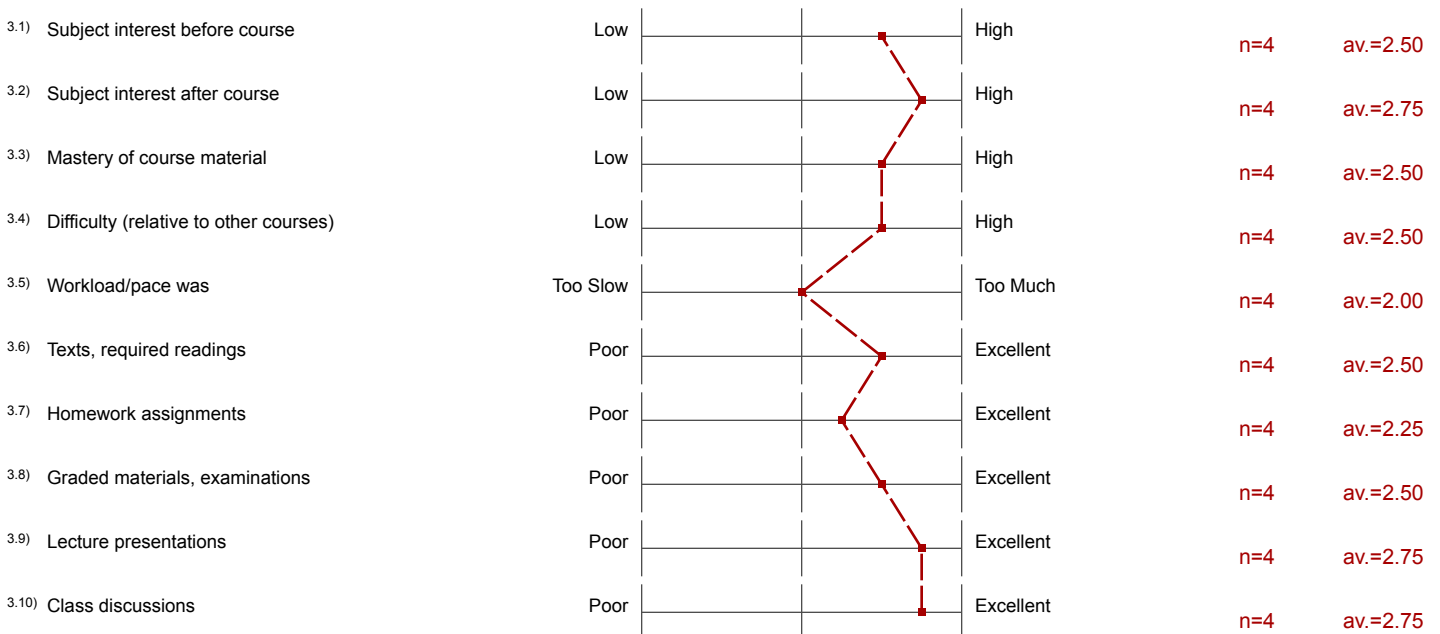
Subunit: COM SCI
 Name of the instructor: M. GERLA
 Name of the course: 18W: COM SCI 219 LEC 1: CMP SYST MDLNG ANLY
 (Name of the survey)

Values used in the profile line: Mean

2. To What Extent Do You Feel That:



3. Your View of Course Characteristics:



Comments Report

4. Comments:

- ^{4.1)} Please identify what you perceive to be the real strengths and weaknesses of this instructor and course.
- This was a very strange class - only meeting for a few weeks and then being on our own to work for the remainder of the time. I think that it worked out pretty well and I feel like I was able to choose a project in which I'm learning something new and gaining familiarity with vehicular networks. Very thankful to Vince for being really helpful with the project and guiding us really well into getting the most done in only a few weeks.